

OBO Pro.2	SPECIFICATIONS	MODEL NO. OBO-20C1-15
	PART NAME Piezoelectric Buzzer	SHEET 1 OF 5

ALTERNATION HISTORY

Marking	Date	ECN NO.	REV.	Description	Page	PREPARE BY	APPROVE BY
※1	APR,27'06	0604010	F	Conformity RoHS Directive (2002/95/EC) Requests.	5	馮仁如	陳達合

REV.	DATE	PREPARED BY	CHECKED BY	APPROVED BY
F	APR,27,2006	LULU	陳達合	陳達合

OBO Pro.2	SPECIFICATIONS	MODEL NO. OBO-20C1-15
	PART NAME Piezoelectric Buzzer	SHEET 2 OF 5

MODEL NO : OBO-20C1-15

Features : Built-in Circuit & Lead Pin Type.

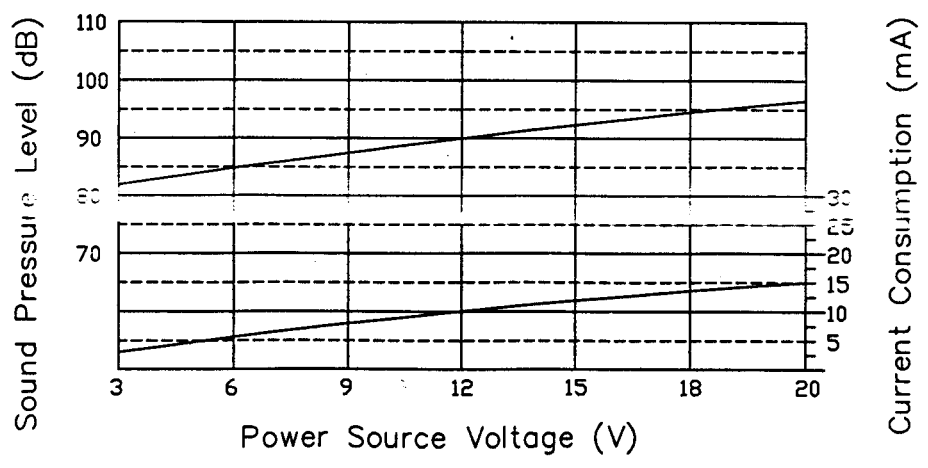
Conformity RoHS Directive (2002/95/EC) Requests. ※1

1 · General Specifications :

	Items	Specification
1.1	Sound Pressure Level	90dB min./30cm/DC9V
1.2	Oscillating Frequency	3.4 ± 0.5KHz
1.3	Current Consumption	7mA max./DC9V
1.4	Tone	Continuous Tone
1.5	Operating Voltage	DC 3 to 15V
1.6	Case Material	PC (UL 94V-2)
1.7	Lead Pin Material	Bronze ※1
1.8	Operating Temp. Range	-20°C to +70°C
1.9	Storage Temp. Range	-40°C to +85°C
1.10	Weight	3.9 gms
1.11	Voltage vs Sound Pressure vs Current Consumption Curve	As Per Fig.1

Fig.1: ※1

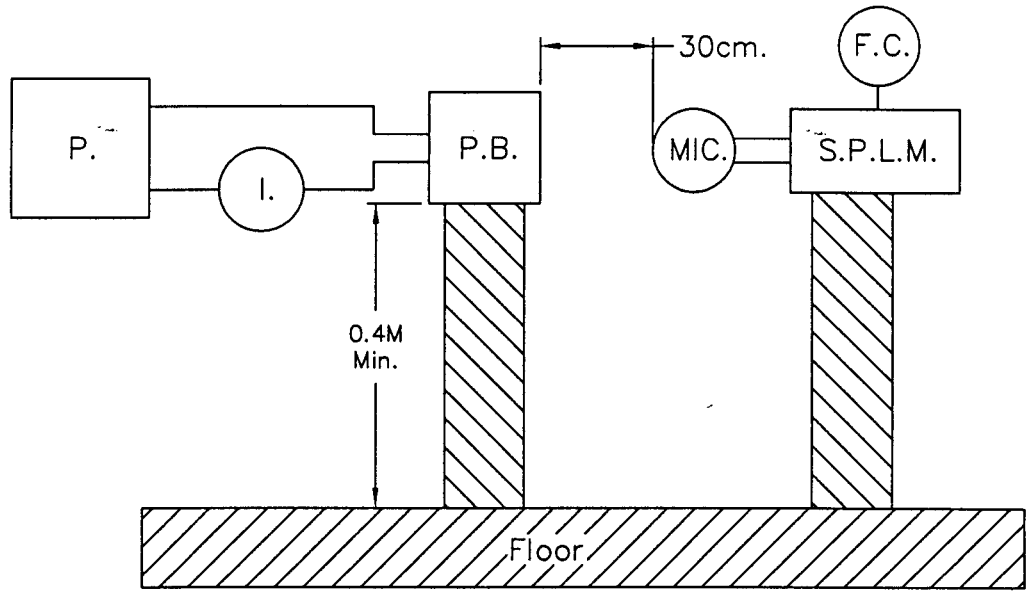
Measurement distance : 30cm. / Current consumption by GDM-8145
Sound level meter by IEC651 TYPE2 / DC power supply by GPC-3030D



OBO Pro.2	SPECIFICATIONS	MODEL NO. OBO-20C1-15
	PART NAME Piezoelectric Buzzer	SHEET 3 OF 5

2、Test Method : ※1

2.1 Standard Test Diagram



- P. : DC Power Supply GPC-3030D or Equivalent
- S.P.L.M. : Sound Pressure Level Meter IEC651 TYPE2
- I. : Multimeter GDM-8145 or Equivalent
- F.C. : Function Generator GFG-8016G or Equivalent
- P.B. : Piezoelectric Buzzer

2.2 Standard Test Condition

Part shall be measured under a condition
 (Temperature : +5 to +35°C, Humidity : 45% to 85%R.H.)
 unless the standard condition. (Temperature : +25±3°C,
 Humidity : 60±10%R.H.) is regulated to measure.

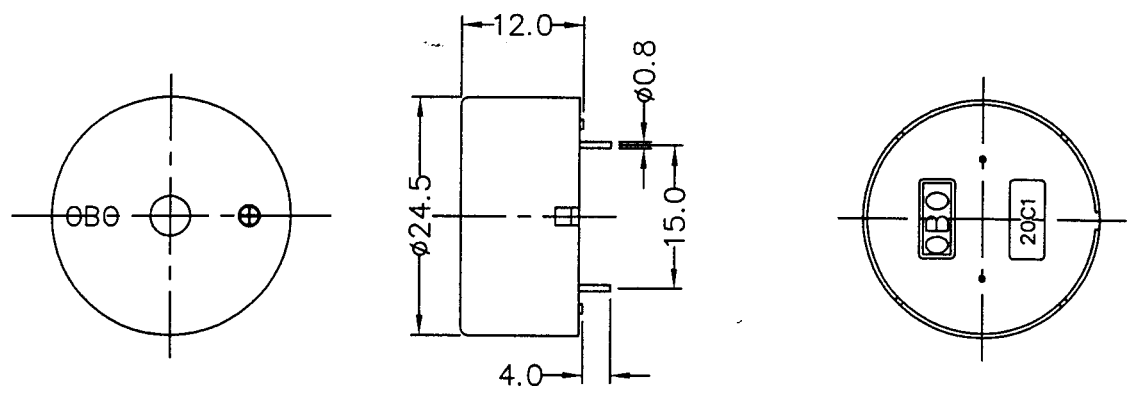
OBO Pro.2	SPECIFICATIONS	MODEL NO. OBO-20C1-15
	PART NAME Piezoelectric Buzzer	SHEET 4 OF 5

3、Mechanical Layout and Dimensions：

3.1 Dimensions

Tolerance: ±0.5 mm

Unit: mm



3.2 Environment-related substances to be controlled ※1

◎ Piezoelectric Ceramic Disc.

RoHs Annex：

Application of lead, mercury, cadmium and hexavalent chromium, which are exempted from the requirement of article 4(1).

* Lead in electronic ceramic parts.(e.g. piezoelectronic devices).

4、Soldering Condition：※1

4.1 Wave Soldering

Peak temperature	Dipping time	Soldering
+ 260°C	5 seconds	1 time

4.2 Hand Soldering

Iron Tip Temperature	Soldering time
+ 380°C Max.	Duration 3 seconds Max.

OBO Pro.2	SPECIFICATIONS	MODEL NO. OBO-20C1-15
	PART NAME Piezoelectric Buzzer	SHEET 5 OF 5

5、Packing Information :

