



SPECIFICATIONS

MODEL NO
OBO-11241 SB

PART NAME
Piezoelectric Buzzer

OBSOLETE INC.
1 OF 4
2016.04.14

ALTERNATION HISTORY

文件发行章

Marking	Date	ECN NO.	REV.	Description	Page	PREPARE	APPROVE
						BY	BY
--	JUN.14,2011	---	A	New Document	4	李小蓮	謝明福
※1	AUG.08,2011	---	B	Increase dimension offset tolerance	4	李小蓮	謝明福
※2	APR.11,2016	DG1603010	C	Change Packing	4	曾梅梅	林建宏

REV.	DATE	PREPARED BY	CHECKED BY	APPROVED BY
C	APR.11,2016	曾梅梅	Lin	Lin



SPECIFICATIONS

MODEL NO
OBO-11241SB

PART NAME
Piezoelectric Buzzer

OBO PRO. SHEET
2 OF 4
2016.04.14
文件发行章

MODEL NO : OBO-11241SB

Features : External drive.

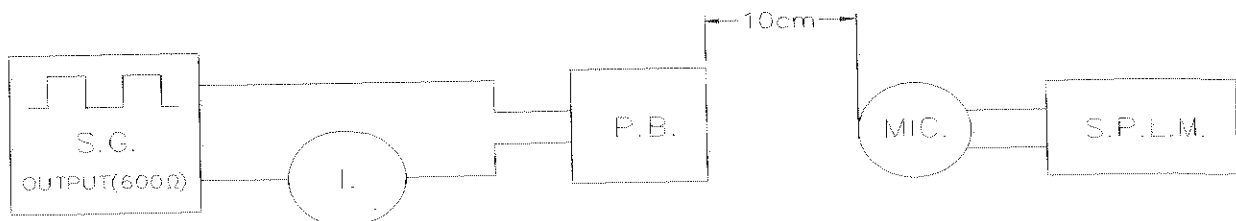
Conformity RoHS Directive(2002/95/EC) Requests.

1. General Specifications:

	Items	Spec.
1.1	Sound Pressure Level	70dB Min. at 4.1KHz/5.0Vp-p Square Wave/10cm.
1.2	Capacitance	12,000pF±30% at 120Hz 1.0V
1.3	Current Consumption	3mA Max. at 4.1KHz/5.0Vp-p Square Wave
1.4	Operating Voltage	1~20Vp-p.
1.5	Case Material	LCP(Black)
1.6	Lead Pin Material	Tin Plated Brass(Sn)
1.7	Operating Temp. Range	-25°C to +85°C
1.8	Storage Temp. Range	-40°C to +85°C
1.9	Weight	0.3 gms

2. Test Method :

2.1 Standard Test Diagram



- S.G. : GAG-808G Audio Ggenerator or Equivalent
- S.P.L.M. : Sound Pressure Level Meter IEC651 TYPE2
- I. : GDM-8145 Multimeter or Equivalent
- P.B. : Piezoelectric Buzzer

Note: please pay attention never to be applied DC voltage to piezo sounder.

2.2 Measuring condition

Part shall be measured under a condition

(Temperature: +5°C to +35°C, Humidity: 45% to 85%R.H.)

unless the standard condition (Temperature: +25±3°C,

Humidity: 60±10%R.H.) is regulated to measure.



SPECIFICATIONS

MODEL NO
OBO-11241SB

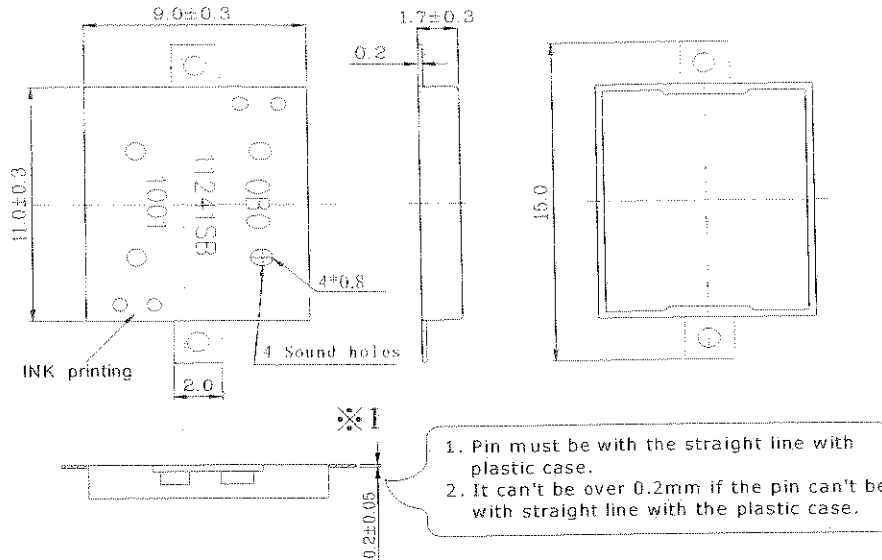
PART NAME
Piezoelectric Buzzer

SHEET
3 OF 4
2016.04.14
文件发行章

3. Mechanical Layout and Dimensions:

3.1 Dimensions

Tolerance: $\pm 0.3\text{mm}$ Unit: mm



3.2. Environment-related substances to be controlled.

◎ Piezoelectric Ceramic Disc.

RoHs Annex:

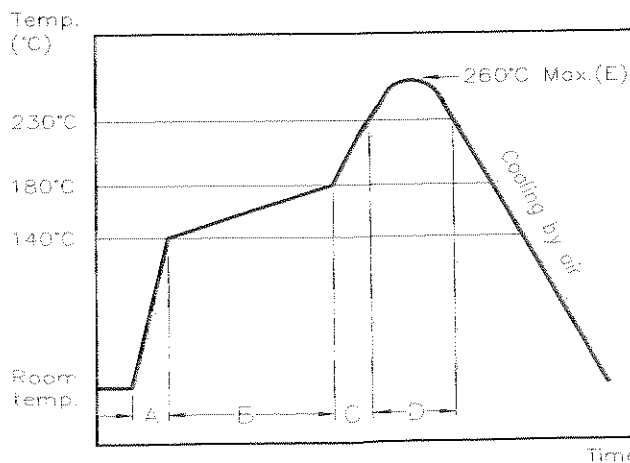
Application of lead, mercury, cadmium and hexavalent chromium, which are exempted from the requirement of article 4(1).

* Lead in electronic ceramic parts.(e.g. piezoelectronic devices).

4. Soldering Condition :

4.1 Reflow Soldering

Recommendable reflow Soldering condition is follows.



NO.	items	Condition	Unit
A	Temp. rise gradient	1 ~ 4	°C/sec
B	Heating time	50~150	sec
	Heating temperature	140~180	°C
C	Temp. rise gradient	1 ~ 4	°C/sec
D	Time over 230°C	48 Max.	sec
E	Peak temperature	260°C Max.	°C
	Peak-temp. hold time	Momentary	sec
Soldering		2	times

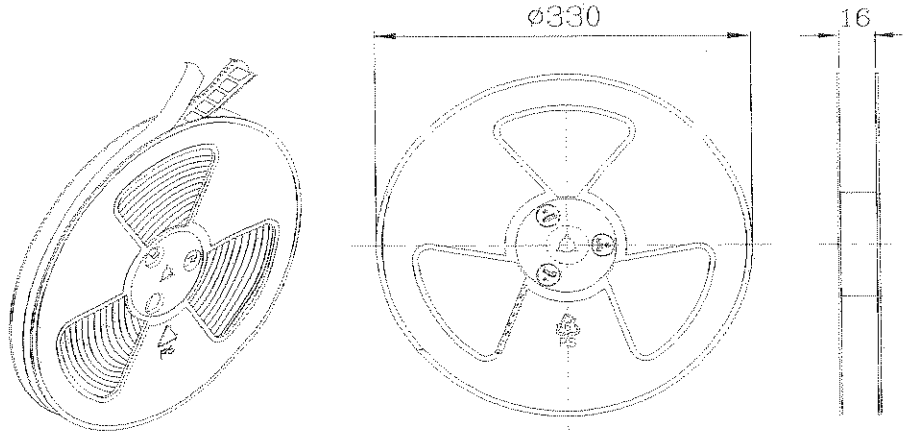
Note: It's requested that second reflows soldering should be executed after heat of product goes down to normal temperature

4.2 Hand Soldering

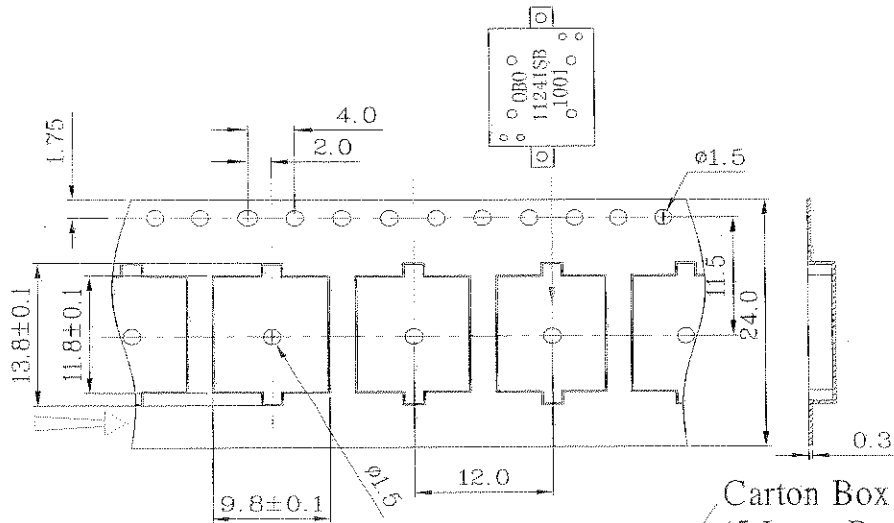
Soldering iron temperature 350°C less than 5 second.

5. Packing Information :

※2

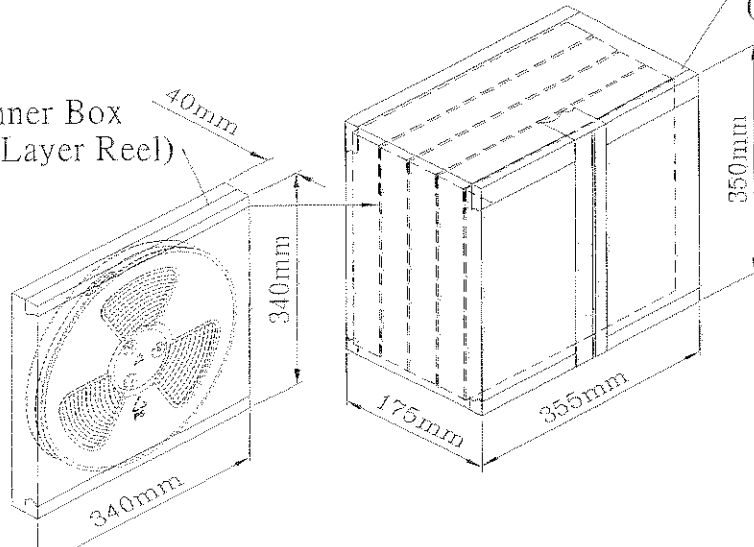


1 Reel : 2500PCS



Carton Box
(5 Inner Box)

Inner Box
(1 Layer Reel)



Inner Box	340mm x 340mm x 40mm	1 x 2500PCS = 2500PCS
Carton Box	350mm x 355mm x 175mm	5 x 2500PCS = 12,500PCS